

WATER CHILLERS



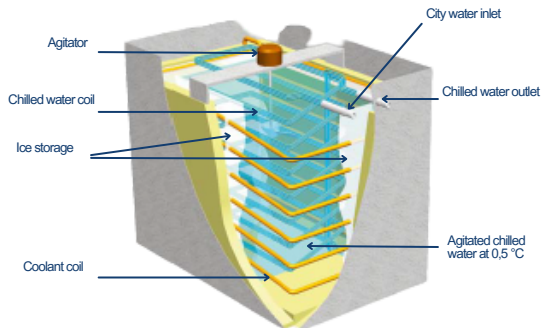
WATER CHILLER WITH ICE ACCUMULATION SP200

Running in closed
circuit for
perfect hygiene

TO COMBINE WITH OUR WATER METERS

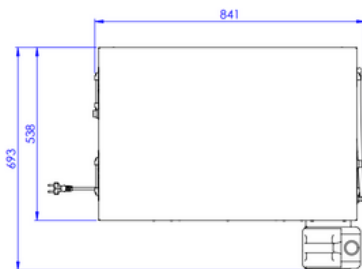
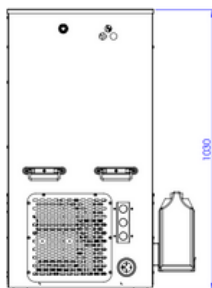


- No contact between chilled water and coolant
- No contact between chilled water and ambient air
- small size
- Running with the normal system pressure: no pump needed



DIMENSIONS

SP200 WATER CHILLER



Our chillers feature a double-circuit insulated enclosure that accumulates high levels of refrigeration through the formation of ice in the tank water.

When installing at a distance of more than 3 m from the dispenser, the use of BOA piping is recommended to guarantee the temperature of the cooled water.

If more than 80 litres chilled water <2°C is required in one hour, we recommend installing a second unit.



STOPPIL

ZAC du Chêne Saint Fiacre
6 rue de la Découverte
77600 Chanteloup-en-Brie - FRANCE

Email : commercial@stoppil.fr
Tel +33(0) 1 60 31 55 55

www.stoppil-panification.fr

CHARACTERISTICS

- Outlet temperature (delta 15 °C): 2-4 °C
- Output pressure (without pump): 1-5 bars
- Electrical supply: 220-240 V mono
- Power: 750 watts
- Quantity of water available at first pour: 250 l
- Chilled water available / hour: 40 l
- Speed (depending on water pressure): 11-20 l/mn
(11 l/mn with a 2 bars water pressure)
- Waiting time for full capacity: 6-7 hours
- Inlet: R 1/2"
- Stainless steel cabinet
- Use of city water, pressure of your network
- Dimensions (LxHxh): 84,1 x 69,3 x 103 cm
- Net weight: 105 kg
- EC standard
- 1 year warranty